



INSTRUCTIONS: For every downlight; a trim, driver, & housing must be selected. **Housings not required for Bongo, or Kaila Fixtures.**

QUICK SHIP PROGRAM | 5 WORKING DAYS | MARCH 30TH 2017



LUNA 1 | 1" | 494lm
Trimmed | Round | Fixed

OPTION	IN STOCK	D/N \$
TRIM	150	\$34.00
LED:2700K / 80 CRI	180	
LED:2700K / 95 CRI	60	\$4.25
LED:3000K / 80 CRI	140	
LED:3000K / 95 CRI		\$4.25
LED:3500K / 80 CRI	100	
LED:3500K / 95 CRI	200	\$4.25
BEAM: 10°		
BEAM: 24°		
BEAM: 36°	500	
BEAM: 60°		
DRIVER: ELV	1000	\$39.50
DRIVER: 0-10V	700	\$39.00
DRIVER: ELV (9W)		
DRIVER: 0-10V (9W)		
HOUSING:NON-IC	400	\$26.51
HOUSING: IC	100	\$38.77
HOUSING: IC-AT	500	\$59.34




LUNA 1Q | 1" | 494lm
Trimmed | Square | Fixed

OPTION	IN STOCK	D/N \$
TRIM	200	\$69.50
LED:2700K / 80 CRI	180	
LED:2700K / 95 CRI	60	\$4.25
LED:3000K / 80 CRI	140	
LED:3000K / 95 CRI		\$4.25
LED:3500K / 80 CRI	100	
LED:3500K / 95 CRI	200	\$4.25
BEAM: 10°		
BEAM: 24°		
BEAM: 36°	500	
BEAM: 60°		
DRIVER: ELV	1000	\$39.50
DRIVER: 0-10V	700	\$39.00
DRIVER: ELV (9W)		
DRIVER: 0-10V (9W)		
HOUSING:NON-IC	400	\$26.51
HOUSING: IC	100	\$38.77
HOUSING: IC-AT	500	\$59.34




LUNA 1 O | 1" | 494lm
Trimmed | Round | Adjustable

OPTION	IN STOCK	D/N \$
TRIM	800	\$32.50
LED:2700K / 80 CRI	180	
LED:2700K / 95 CRI	60	\$4.25
LED:3000K / 80 CRI	140	
LED:3000K / 95 CRI		\$4.25
LED:3500K / 80 CRI	100	
LED:3500K / 95 CRI	200	\$4.25
BEAM: 10°		
BEAM: 24°		
BEAM: 36°	500	
BEAM: 60°		
DRIVER: ELV	1000	\$39.50
DRIVER: 0-10V	700	\$39.00
DRIVER: ELV (9W)		
DRIVER: 0-10V (9W)		
HOUSING:NON-IC	400	\$26.51
HOUSING: IC	100	\$38.77
HOUSING: IC-AT	500	\$59.34




ALBA 1 O | 1" | 494lm
Edgeless | Round | Adjustable

OPTION	IN STOCK	D/N \$
TRIM	180	\$68.50
LED:2700K / 80 CRI	180	
LED:2700K / 95 CRI	60	\$4.25
LED:3000K / 80 CRI	140	
LED:3000K / 95 CRI		\$4.25
LED:3500K / 80 CRI	100	
LED:3500K / 95 CRI	200	\$4.25
BEAM: 10°		
BEAM: 24°		
BEAM: 36°	500	
BEAM: 60°		
DRIVER: ELV	1000	\$39.50
DRIVER: 0-10V	700	\$39.00
DRIVER: ELV (9W)		
DRIVER: 0-10V (9W)		
HOUSING:NON-IC	400	\$26.51
HOUSING: IC	100	\$38.77
HOUSING: IC-AT	500	\$59.34



ALBA 1 Q | 1" | 494lm
Edgeless | Square | Fixed

OPTION	IN STOCK	D/N \$
TRIM	150	\$105.00
LED:2700K / 80 CRI	180	
LED:2700K / 95 CRI	60	\$4.25
LED:3000K / 80 CRI	140	
LED:3000K / 95 CRI		\$4.25
LED:3500K / 80 CRI	100	
LED:3500K / 95 CRI	200	\$4.25
BEAM: 10°		
BEAM: 24°		
BEAM: 36°	500	
BEAM: 60°		
DRIVER: ELV	1000	\$39.50
DRIVER: 0-10V	700	\$39.00
DRIVER: ELV (9W)		
DRIVER: 0-10V (9W)		
HOUSING:NON-IC	400	\$26.51
HOUSING: IC	100	\$38.77
HOUSING: IC-AT	500	\$59.34



LUNA 2 | 2" | 1,135lm
Trimmed | Round | Fixed

OPTION	IN STOCK	D/N \$
TRIM	500	\$60.85
LED:2700K / 80 CRI	600	
LED:2700K / 95 CRI	350	\$4.25
LED:3000K / 80 CRI	1500	
LED:3000K / 95 CRI	1200	\$4.25
LED:3500K / 80 CRI	250	
LED:3500K / 95 CRI	840	\$4.25
BEAM: 10°	120	
BEAM: 24°	4000	
BEAM: 36°	1400	
BEAM: 60°	2700	
DRIVER: ELV	1000	\$39.50
DRIVER: 0-10V	1000	\$39.00
DRIVER: ELV (9W)	2200	\$39.50
DRIVER: 0-10V (9W)	1000	\$39.00
HOUSING:NON-IC	6500	\$26.51
HOUSING: IC	200	\$38.77
HOUSING: IC-AT	500	\$59.34



LUNA 2 O | 2" | 1,168lm
Trimmed | Round | Adjustable

OPTION	IN STOCK	D/N \$
TRIM	3000	\$63.35
LED:2700K / 80 CRI	600	
LED:2700K / 95 CRI	350	\$4.25
LED:3000K / 80 CRI	1500	
LED:3000K / 95 CRI	1200	\$4.25
LED:3500K / 80 CRI	250	
LED:3500K / 95 CRI	840	\$4.25
BEAM: 10°	120	
BEAM: 24°	4000	
BEAM: 36°	1400	
BEAM: 60°	2700	
DRIVER: ELV	1000	\$39.50
DRIVER: 0-10V	1000	\$39.00
DRIVER: ELV (9W)	2200	\$39.50
DRIVER: 0-10V (9W)	1000	\$39.00
HOUSING:NON-IC	6500	\$26.51
HOUSING: IC	200	\$38.77
HOUSING: IC-AT	500	\$59.34



LUNA 3 A | 3" | 1,106lm
Trimmed | Round | Fixed

OPTION	IN STOCK	D/N \$
TRIM	1300	\$63.43
LED:2700K / 80 CRI	600	
LED:2700K / 95 CRI	350	\$4.25
LED:3000K / 80 CRI	1500	
LED:3000K / 95 CRI	1200	\$4.25
LED:3500K / 80 CRI	250	
LED:3500K / 95 CRI	840	\$4.25
BEAM: 10°	120	
BEAM: 24°	4000	
BEAM: 36°	1400	
BEAM: 60°	2700	
DRIVER: ELV	1000	\$39.50
DRIVER: 0-10V	1000	\$44.00
DRIVER: ELV (9W)	2200	\$39.50
DRIVER: 0-10V (9W)	1000	\$39.00
HOUSING:NON-IC	2800	\$26.51
HOUSING: IC	200	\$38.77
HOUSING: IC-AT	500	\$59.34


INSTRUCTIONS: For every downlight; a trim, driver, & housing must be selected. Housings not required for Bongo, or Kaila Fixtures.

QUICK SHIP PROGRAM | 5 WORKING DAYS | MARCH 30TH 2017



LUNA 3AO | 3" | 1,106lm
Trimmed | Round | Adjustable

OPTION	IN STOCK	D/N \$
TRIM	1600	\$60.85
LED:2700K / 80 CRI	600	
LED:2700K / 95 CRI	350	\$4.25
LED:3000K / 80 CRI	1500	
LED:3000K / 95 CRI	1200	\$4.25
LED:3500K / 80 CRI	250	
LED:3500K / 95 CRI	840	\$4.25
BEAM: 10°	120	
BEAM: 24°	4000	
BEAM: 36°	1400	
BEAM: 60°	2700	
DRIVER: ELV	1000	\$39.50
DRIVER: 0-10V	1000	\$44.00
DRIVER: ELV (9W)	2200	\$39.50
DRIVER: 0-10V (9W)	1000	\$39.00
HOUSING:NON-IC	2800	\$26.51
HOUSING: IC	200	\$38.77
HOUSING: IC-AT	500	\$59.34



ALBA 3 | 3" | 1,410lm
Edgeless | Round | Fixed


OPTION	IN STOCK	D/N \$
TRIM	90	\$128.35
LED:2700K / 80 CRI	600	
LED:2700K / 95 CRI	350	\$4.25
LED:3000K / 80 CRI	1500	
LED:3000K / 95 CRI	1200	\$4.25
LED:3500K / 80 CRI	250	
LED:3500K / 95 CRI	840	\$4.25
BEAM: 10°	120	
BEAM: 24°	4000	
BEAM: 36°	1400	
BEAM: 60°	2700	
DRIVER: ELV	1000	\$39.50
DRIVER: 0-10V	1000	\$44.00
DRIVER: ELV (9W)	2200	\$39.50
DRIVER: 0-10V (9W)	1000	\$39.00
HOUSING:NON-IC	2800	\$26.51
HOUSING: IC	200	\$38.77
HOUSING: IC-AT	500	\$59.34



DIVA 3SD | 3" | 2,334lm
Surface | Multiple | double

OPTION	IN STOCK	D/N \$
TRIM	16	\$130.85
LED:2700K / 80 CRI	600	
LED:2700K / 95 CRI	350	\$4.25
LED:3000K / 80 CRI	1500	
LED:3000K / 95 CRI	1200	\$4.25
LED:3500K / 80 CRI	250	
LED:3500K / 95 CRI	840	\$4.25
BEAM: 10°	120	
BEAM: 24°	4000	
BEAM: 36°	1400	
BEAM: 60°	2700	
DRIVER: ELV	1000	\$39.50
DRIVER: 0-10V	1000	\$44.00
DRIVER: ELV (9W)	2200	\$39.50
DRIVER: 0-10V (9W)	1000	\$39.00

Remote Driver Only



DIVA 3ST | 3" | 3,501lm
Surface | Multiple | Triple

OPTION	IN STOCK	D/N \$
TRIM	33	\$83.35
LED:2700K / 80 CRI	600	
LED:2700K / 95 CRI	350	\$4.25
LED:3000K / 80 CRI	1500	
LED:3000K / 95 CRI	1200	\$4.25
LED:3500K / 80 CRI	250	
LED:3500K / 95 CRI	840	\$4.25
BEAM: 10°	120	
BEAM: 24°	4000	
BEAM: 36°	1400	
BEAM: 60°	2700	
DRIVER: ELV	1000	\$39.50
DRIVER: 0-10V	740	\$44.00
DRIVER: ELV (9W)	1000	\$39.50
DRIVER: 0-10V (9W)	1000	\$39.00

Remote Driver Only



DIVA 3SQ | 3" | 4,668lm
Surface | Multiple | Quad

OPTION	IN STOCK	D/N \$
TRIM	24	\$85.50
LED:2700K / 80 CRI	600	
LED:2700K / 95 CRI	350	\$4.25
LED:3000K / 80 CRI	1500	
LED:3000K / 95 CRI	1200	\$4.25
LED:3500K / 80 CRI	250	
LED:3500K / 95 CRI	840	\$4.25
BEAM: 10°	120	
BEAM: 24°	4000	
BEAM: 36°	1400	
BEAM: 60°	2700	
DRIVER: ELV	1000	\$39.50
DRIVER: 0-10V	740	\$44.00
DRIVER: ELV (9W)	1000	\$39.50
DRIVER: 0-10V (9W)	1000	\$39.00

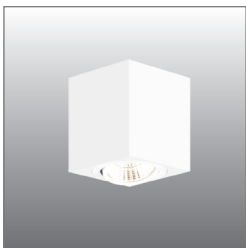
Remote Driver Only



DIVA 3TS | 3" | 1,167lm
Trimless | Round | Fixed

OPTION	IN STOCK	D/N \$
TRIM	25	\$102.53
LED:2700K / 80 CRI	600	
LED:2700K / 95 CRI	350	\$4.25
LED:3000K / 80 CRI	1500	
LED:3000K / 95 CRI	1200	\$4.25
LED:3500K / 80 CRI	250	
LED:3500K / 95 CRI	840	\$4.25
BEAM: 10°	120	
BEAM: 24°	4000	
BEAM: 36°	1400	
BEAM: 60°	2700	
DRIVER: ELV	1000	\$39.50
DRIVER: 0-10V	740	\$44.00
DRIVER: ELV (9W)	1000	\$39.50
DRIVER: 0-10V (9W)	1000	\$39.00

Remote Driver Only



BONGO 2Q0 | 2" | 844lm
Surface | Square | Adjustable

OPTION	IN STOCK	D/N \$
TRIM	280	\$113.78
LED:2700K / 80 CRI	800	
LED:2700K / 95 CRI		\$4.25
LED:3000K / 80 CRI		
LED:3000K / 95 CRI	680	\$4.25
LED:3500K / 80 CRI	250	
LED:3500K / 95 CRI	840	\$4.25
BEAM: 10°	120	
BEAM: 24°	4000	
BEAM: 36°	2000	
BEAM: 60°	4000	
DRIVER: ELV	2200	\$39.50
DRIVER: 0-10V	1100	\$44.00
DRIVER: ELV (9W)		
DRIVER: 0-10V (9W)		
HOUSING:NON-IC		
HOUSING: IC		
HOUSING: IC-AT		



BONGO 3 | 3" | 1,058lm
Surface | Round | Fixed

OPTION	IN STOCK	D/N \$
TRIM	280	\$173.78
LED:2700K / 80 CRI	800	
LED:2700K / 95 CRI		\$4.25
LED:3000K / 80 CRI		
LED:3000K / 95 CRI	680	\$4.25
LED:3500K / 80 CRI	250	
LED:3500K / 95 CRI	840	\$4.25
BEAM: 10°	120	
BEAM: 24°	4000	
BEAM: 36°	2000	
BEAM: 60°	4000	
DRIVER: ELV	2200	\$48.50
DRIVER: 0-10V	1100	\$44.00
DRIVER: ELV (9W)	2200	\$39.50
DRIVER: 0-10V (9W)	1100	\$44.00
HOUSING:NON-IC		
HOUSING: IC		
HOUSING: IC-AT		